

FRANKLIN

GATES AND GATE HARDWARE



FRANKLIN HISTORY

Franklin gate systems were established over 60 years ago. From day one the goal has been to continuously meet customers' needs through a focus on innovation, quality and customer service. Franklin works closely with field representatives and farmers to ensure this goal is met.



Franklin's commitment to ongoing research and development ensures products are specifically designed with a practical understanding of farmers' requirements. Franklin Gates and Gate Hardware are strong, reliable and fit for your farm.

FETTLING



Dangerous edges are removed in the final stage of production by fettling. This gives a smooth and high quality finish.

ONE PIECE ADJUSTABLE GATE CLAMP



For improved strength and longer life, one piece adjustable clamps are added to the top and bottom of selected gates.

FLAT VERTICAL STAYS



To add maximum strength to the infill of the gate - the Franklin Kiwimaster, Fieldmaster and Stockmaster gates all have flat vertical stays welded to their frames.

FRANKLIN GALVANISED GATES

INSIST ON FRANKLIN GATES FOR:

A COMPLETE RANGE - 10 different gate models to suit a wide range of farming situations.

GOOD PRACTICAL DESIGN - for easy hanging of gates.

STRENGTH AND DURABILITY - strong yet light to hang with 25mm pipe frame, solid rod, flat infill and adjustable clamps allowing for gateway movement.


NZ MADE PRODUCT - manufactured to strict design specifications and tolerances, using top quality New Zealand steel.

RUST FREE - fully hot-dip galvanised to prevent rust and keep the gates looking good year after year.



BULLMASTER

EXTRA HEAVY WEIGHT GATE




The heaviest, strongest Franklin gate is ideal for farming situations where maximum strength is required. Often used on boundaries around yards and raceways where higher levels of stock pressure are likely to occur.

- 25mm nominal bore pipe frame
- 5 x 20mm nominal bore pipe horizontal bars
- 40mm flat support uprights
- 2 x 9.5mm diagonal support bars
- 2 x 20mm heavy duty adjustable hinge clamps top and bottom
- Split link latch attachment
- Fully hot tip galvanised inside and out

	LENGTH (ft)	LENGTH (m)	HEIGHT (m)
F4110	10	3.05	1.05
F4112	12	3.66	1.05
F4114	14	4.27	1.05
*F4115	15	4.57	1.05
*F4116	16	4.88	1.05
*Made to order			

STOCKMASTER

HEAVY WEIGHT GATE




A heavy duty gate designed for containing bulls or heavy stock loading areas.

- 25mm nominal bore pipe frame
- 6 x 9.5mm horizontal bars
- 25mm flat support uprights
- 7.5mm diagonal support bar
- 2 x 20mm heavy duty adjustable hinge clamps top and bottom
- Split link latch attachment
- Fully hot tip galvanised inside and out

	LENGTH (ft)	LENGTH (m)	HEIGHT (m)
F3310	10	3.05	1.05
F3311	11	3.35	1.05
F3312	12	3.66	1.05
F3313	13	3.96	1.05
F3314	14	4.27	1.05
F3315	15	4.57	1.05
*F3316	16	4.88	1.05
*Made to order			

FIELDMASTER

MEDIUM WEIGHT GATE




A medium weight gate used in a wide variety of applications such as dairy farming, sheep and dry stock farming.

- 25mm nominal bore pipe frame
- 6 x 7.5mm horizontal bars
- 25mm flat support uprights
- 7.5mm diagonal support bar
- 2 x 20mm heavy duty adjustable hinge clamps top and bottom
- Split link latch attachment
- Fully hot tip galvanised inside and out

	LENGTH (ft)	LENGTH (m)	HEIGHT (m)
F3210	10	3.05	1.05
F3211	11	3.35	1.05
F3212	12	3.66	1.05
F3213	13	3.96	1.05
F3214	14	4.27	1.05
F3215	15	4.57	1.05
F3216	16	4.88	1.05

KIWIMASTER


MEDIUM WEIGHT GATE



Suitable as a general purpose gate for most farming applications, the Kiwimaster Gate offers durability and value for money.


- 25mm nominal bore pipe frame
- 5 x 6mm horizontal bars
- 25mm flat support uprights
- 7.5mm diagonal support bar
- 2 x 20mm heavy duty adjustable hinge clamps top and bottom
- Split link latch attachment
- Fully hot tip galvanised inside and out

	LENGTH (ft)	LENGTH (m)	HEIGHT (m)
F3906	6	1.82	1.00
F3907	7	2.13	1.00
F3908	8	2.44	1.00
F3909	9	2.74	1.00
F3910	10	3.05	1.00
F3911	11	3.35	1.00
F3912	12	3.66	1.00
F3913	13	3.96	1.00
F3914	14	4.27	1.00
F3915	15	4.57	1.00
F3916	16	4.88	1.00



PIPE AND NETTING

MEDIUM WEIGHT GATE



A medium weight, versatile, general purpose gate that is light and easy to handle yet strong enough to contain animals of all varieties.


- 25mm nominal bore pipe frame
- 25mm nominal bore pipe support uprights
- 75mm x 75mm x 3.15mm chainlink mesh
- Two weld on hinges manufactured from heavy duty flat steel
- Split link latch attachment
- Fully hot tip galvanised inside and out

	LENGTH (ft)	LENGTH (m)	HEIGHT (m)
F3503	3' 5"	1.06	1.00
F3505	5	1.52	1.00
F3506	6	1.82	1.00
F3507	7	2.13	1.00
F3508	8	2.44	1.00
F3509	9	2.74	1.00
F3510	10	3.05	1.00
F3511	11	3.35	1.00
F3512	12	3.66	1.00
*F3513	13	3.96	1.00
F3514	14	4.27	1.00
*F3516	16	4.88	1.00

*Made to order

ARENA

MEDIUM WEIGHT GATE



Designed as a solution for the equine market, the Arena gate is a medium weight gate, light and easy to handle yet strong enough to contain animals of all varieties.

- 25mm nominal bore pipe frame
- 9.5mm bar supports
- 100mm x 100mm x 5mm
- welded steel mesh
- 1 x 20mm adjustable hinge clamp (top)
- 1 x weld on hinge manufactured from heavy duty flat steel (bottom)
- Split link latch attachment
- Fully hot-dip galvanised.


	LENGTH (ft)	LENGTH (m)	HEIGHT (m)
*F4312	12	3.66	1.00
*F4314	14	4.27	1.00

*Made to order



BARRED DEER GATE

MEDIUM WEIGHT GATE




The Barred Deer gate is one of the most popular deer gates used in New Zealand. Offering an ideal blend of strength, durability, and value for money.

- 25mm nominal bore pipe frame
- 13 x 6mm horizontal bars
- Support uprights:
 - 4 x 6mm
 - 3 x 25mm flat
- 7.5mm diagonal support bar
- 2 x 20mm heavy duty adjustable hinge clamps top and bottom
- Fully hot tip galvanised inside and out

	LENGTH (ft)	LENGTH (m)	HEIGHT (m)
F9112	12	3.66	1.88
F9114	14	4.27	1.88

DEERMASTER CHAINLINK

MEDIUM WEIGHT GATE



Deermaster Chainlink gates offer the ideal combination of stock proofing and value for money.

- 25mm nominal bore pipe frame
- 25mm nominal bore pipe internal frame
- 75mm x 75mm x 3.15mm chainlink mesh
- Two weld on hinges manufactured from heavy duty flat steel
- Split link latch attachment
- Fully hot tip galvanised inside and out

	LENGTH (ft)	LENGTH (m)	HEIGHT (m)
F9212	12	3.66	1.50
F9310	10	3.05	1.88
F9312	12	3.66	1.88
F9314	14	4.27	1.88

VERTICAL BAR

HEAVY WEIGHT GATE




This is a truly versatile gate. Vertical bars make it difficult to climb over so the gate is suitable for use in calving and pig sheds. Additionally, the stylish design makes these gates ideal for use as property entrance gates in rural or urban environments.

- 25mm nominal bore pipe frame
- 7.5mm bar uprights at 100mm spacings
- 2 x 7.5mm diagonal support bars
- 2 x 20mm adjustable hinge clamps top and bottom
- Split link latch attachment
- Fully hot tip galvanised inside and out

	LENGTH (ft)	LENGTH (m)	HEIGHT (m)
F3703	3'6"	1.06	1.00
F3705	5	1.52	1.00
F3706	6	1.82	1.00
F3707	7	2.13	1.00
F3708	8	2.44	1.00
F3709	9	2.74	1.00
F3710	10	3.05	1.00
F3711	11	3.35	1.00
F3712	12	3.66	1.00
F3714	14	4.27	1.00
*F3716	16	4.88	1.00

DOMESTIC GATE (50MM MESH)

MEDIUM WEIGHT GATE



A medium weight, versatile, domestic and general purpose gate that is light and easy to handle

- 25mm nominal bore pipe frame
- 25mm nominal bore pipe support uprights
- 50mm x 50mm x 2.5mm chainlink mesh
- Two weld on hinges manufactured from heavy duty flat steel
- Split link latch attachment
- Fully hot-dip galvanised.

	LENGTH (ft)	LENGTH (m)	HEIGHT (m)
F3603	3'6"	1.06	1.00
F3605	5	1.52	1.00
F3606	6	1.82	1.00
F3607	7	2.13	1.00
F3608	8	2.44	1.00
F3609	9	2.74	1.00
F3610	10	3.05	1.00
*F3612	12	3.05	1.00
*F3614	14	3.05	1.00

*Made to order

FRANKLIN GATE HARDWARE

INSIST ON FRANKLIN
GATE HARDWARE FOR:

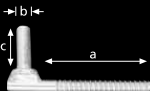
QUALITY - enhanced electroplating
process delivers improved corrosion
resistance

BUILT TO LAST - 12 month manufacturers
warranty on all products



SCREW GUDGEON

F0001/F0002

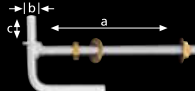


CODE	A	B	C
F0001	100	12	40
F0002	105	16	40
F0003	140	16	40
F0004	150	20	50
F0005*	150	20	70
F0006	200	20	50
F0007*	200	20	70

* Long pin with Ø 8mm hole for securing gate to hinge.

LOCK THRU POST GUDGEON

F0041/F0042




CODE	A	B	C
F0041	200	16	40
F0042	250	16	40
F0045	275	20	50
F0046	350	20	50
F0047	425	20	50
F0050*	275	20	70
F0051*	350	20	70

* Long pin with Ø 8mm hole for securing gate to hinge.

BARBED DRIVE GUDGEON

F0013




CODE	A	B	C
F0013**	200	20	70

• Long pin with Ø 8mm hole for securing gate to hinge

SQUARE SHANK GUDGEON


F0061/F0062



CODE	A	B	C
F0061	275	20	50
F0062	350	20	50

THRU POST GUDGEON

F0021/F0023



CODE	A	B	C
F0021	190	12	40
F0023	250	16	40
F0026	275	20	50
F0027*	275	20	70
F0029*	350	20	70
F0031*	425	20	70

* Long pin with Ø 8mm hole for securing gate to hinge.

HINGE STRAP

F0131



CODE	A	B	C
STANDARD			
F0123	150	16	30
F0124	225	16	40
F0125	300	16	40
HEAVY DUTY			
F0131	300	20	50
F0132	375	20	50
F0133	450	20	50
F0134	600	20	50

WELD ON SOCKET AND PIN

F0081



F0084



F0091



F0092



CODE	A	B
SOCKET		
F0081	16	40
F0084	20	40
PIN		
F0091	16	40
F0092*	20	70

* Long pin with Ø 8mm hole for securing gate to hinge.

WELD ON PLATE GUDGEON

F0241



F0242




CODE	A	B
F0241*	20	70
F0242	16	40

* Long pin with Ø 8mm hole for securing gate to hinge.


CONCRETE POST SET (one size fits all)

SINGLE WAY F0170



CODE	A	B
F0170	125-200	50


TWO WAY F0180



CODE	A	B
F0180	125-200	50

DRAWBOLT

F0231



CODE	A	B
F0231	25	540

DROP BOLT AND LATCH

F0305



F0305
Drop Over Latch

F0306




F0306
Drop Bolt – Weld On

F0307



F0307
Drop Bolt – Bolt On

BOLT ON DOUBLE PIN GUDGEON



CODE	A	B	C
F0308	930	120	100

- Gate hanging made easy, just level off and drill
- One long pin with security hole to lock gate onto the bracket
- Bolt to concrete walls, 100 x 100 square wooden posts and places where standard 20mm gudgeons are too large or difficult to fit.

ADJUSTABLE GATE CLAMP

F0224/F0229

F0225

F0230

CODE

A

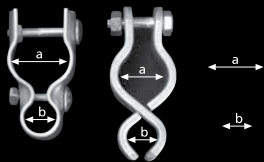
B

F0224 20 NB 16

F0225 25 NB 20

F0229 25 NB 20

F0230 25 NB 20



GATE FASTENER

F0201



F0201

JP Gate Fastener with Chain and Staple

F0203



F0203

LP Gate Fastener with Chain and Staple

F0207



F0207

LP Gate Fastener with Heavy Chain (1m long)

F0210



F0210

Sheepyard Hook and Staple

F0212



F0212

Stockyard Fastener and Staple

F0213



F0213

JP/LP Spare Staple

F0214



F0214

Stockyard Spare Staple

F0221



F0221

Pipe Clamp

DOUBLE GATE FASTENER

F0208



F0208

For 25mm NB pipe

F0209

For 32mm NB pipe

KIWITAH - STEEL POST



- Hot-dip galvanised multi-use steel standard
- Easy to install and maintain
- High strength in all applications
- Available in seven and eight hole configurations and lengths of 1650 and 1800mm
- Can be used in conventional and both portable and permanent electric fencing systems.

SCREW ANCHOR

F2505/F2515 *

F2501/F2511

TYPICAL
LOAD IN
TONNES

LENGTH IN
METRES
(FEET)

DOUBLE HELIX

F2505 2 1.20 (4'0")


F2515 3 1.38 (4'6")

*Double helix will increase anchoring load capacity by fifty percent.

SINGLE HELIX

F2501 1.25 1.20 (4'0")

F2511 2 1.38 (4'6")





FRANKLIN GATES

TEL +64 7 838 9800

FAX +64 7 838 9801

FREE PHONE + 0800 731 500

EMAIL sales@franklinsystems.co.nz

www.franklinsystems.co.nz

181 Kahikatea Drive, Hamilton 3206, New Zealand.

Private Bag 3026, Hamilton 3240, New Zealand.